



Unpainted Version




















































Painted Version (Black)



Key Features:

- Rugged, diecast aluminum alloy (tough yet easy to machine), electronic instrument enclosure.
- Lap joint construction protection against access of dust and splashing water. Also provides for improved EMI/RFI shielding. Link here to our gasketed, watertight version ([1550W series](#))
- Unpainted version is vibra finished for a smooth surface with no sharp edges.
- Painted version is painted with tough - satin black polyester - powder paint for a lasting finish, even after machining. Black screws are included to enhance the assembled appearance.
- Four M3 x 0.5 x 12 mm long stainless steel, Philips head, machine screws secure lid - into factory tapped holes.
- Replacement screws for the unpainted series - **1550MS100** - Package of 100
- Replacement screws for the black series - **1550MS100BK** - Package of 100
- Designed to meet IP54
- No internal ribs for easy installation of connectors without interference or additional milling.
- Low side wall draft angle (2 degrees or less) for easy P.C. board mounting.

Part Number	Color	 Reader File	AutoCAD .dwg File (zipped)	3D Solid Model .igs & .stp files (zipped)	Units	Length	Width	Enclosure Depth (Less Lid)
1550Q 1550QBK	Unpainted Black	 567K	 570K	 1.5M	Inches	2.36	2.17	1.02
					mm	60	55	26
1550P 1550PBK	Unpainted Black	 562K	 613K	 1.4M	Inches	3.15	2.17	0.83
					mm	80	55	21
1550A 1550ABK	Unpainted Black	 500K	 500K	 1.4M	Inches	3.5	1.38	1.02
					mm	89	35	26
1550B 1550BBK	Unpainted Black	 488K	 488K	 1.5M	Inches	4.51	2.52	1.02
					mm	115	64	26
1550D 1550DBK	Unpainted Black	 508K	 508K	 1.4M	Inches	4.51	2.52	2.01
					mm	115	64	51
1550C	Unpainted	 493K	 493K	 1.5M	Inches	4.53	3.54	2.01
1550CBK	Black	 493K	 493K	 1.5M	mm	115	90	51
1550M 1550MBK	Unpainted Black	 246K	 499K	 1.5M	Inches	4.74	3.95	1.23
					mm	120	100	31
1550K 1550KBK	Unpainted Black	 216K	 426K	 1.5M	Inches	5.51	4.02	2.85
					mm	140	102	73
1550L 1550LBK	Unpainted Black	 242K	 431K	 1.5M	Inches	6.51	5.02	2.85
					mm	165	127	73
1550E 1550EBK	Unpainted Black	 856K	 520K	 1.5M	Inches	6.73	4.76	2.01
					mm	171	121	51
1550F 1550FBK	Unpainted Black	 538K	 429K	 1.5M	Inches	6.73	4.76	3.98
					mm	171	121	101
1550G 1550GBK	Unpainted Black	 535K	 532K	 1.6M	Inches	8.74	5.75	2.01
					mm	222	146	51
1550H 1550HBK	Unpainted Black	 527K	 461K	 1.5M	Inches	8.74	5.75	3.98
					mm	222	146	101
1550N 1550NBK	Unpainted Black	 246K	 545K	 1.7M	Inches	9.85	9.85	3.82
					mm	250	250	97
1550J 1550JBK	Unpainted Black	 223K	 506K	 1.5M	Inches	10.83	6.89	2.46
					mm	275	175	63